CalMAN

Business Use
Display Calibration Software

Mittwoch, 3. Juni 2020 19:44

Calibration Charges

Base Calibration:	0
Additional Inputs:	0
Travel:	0
Tax:	0
Total:	0

TECTRADE

Seilerberg 13
Hettenschwil, AG 5317

Phone 1:
Phone 2: 079 796 60 95
Email:

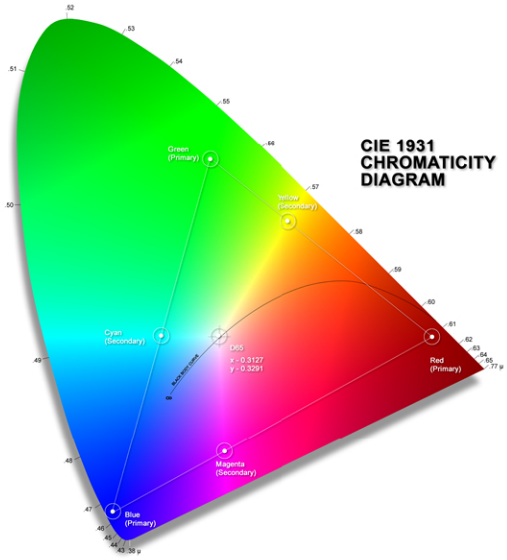

METER: Konica Minolta CS-200

Manufacturer: Konica Minolta
Serial #: 1001115

SOURCE: Murideo 6G Generator

Manufacturer: Murideo
Info: Murideo 6G Generator 115200 baud

DISPLAY/PROCESSOR: Direct Display Control

Type:
Info:

CALIBRATION STANDARD:

Nominal Input Signal Levels:	False
Luminance Response Model:	PowerFunction
Gamma:	2.2
Color Space Target:	BT.2020 SDR

Pre-Calibration Settings

PictureMode: Test Mode
ColorTemp:
Gamma:
BackLight:
Brightness: Contrast:
Color: Tint:
Sharpness:

High

Red Green Blue

Low

Red Green Blue

Pre-Calibration Notes:

Post-Calibration Settings

Picture Mode: Reference 70 Laser
ColorTemp: User T-6900K
Gamma: 2.2
BackLight: 70
Brightness: 45 Contrast: 82
Color: Tint:
Sharpness: 10

High

Red Green Blue

Low

Red Green Blue

Post-Calibration Notes:

Pre-Calibration Grayscale

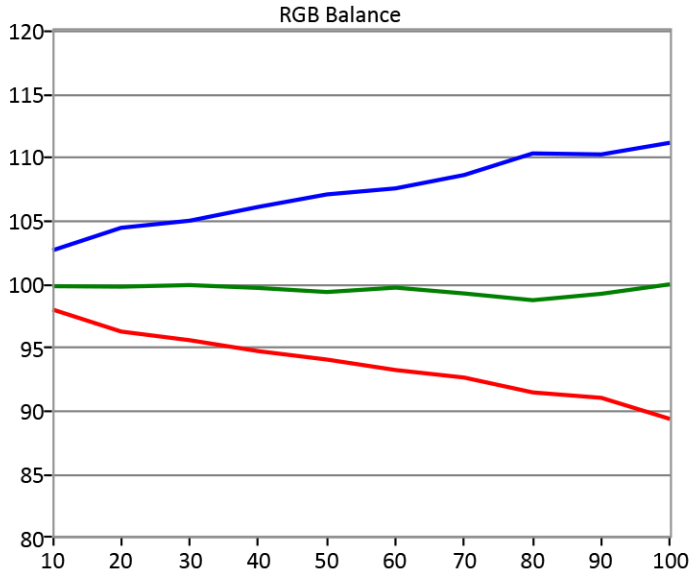

Total Gamma: 2.19

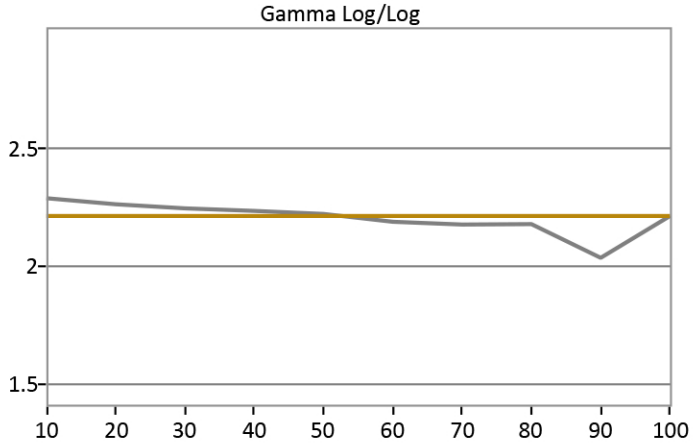

Total dE2000: 8.1

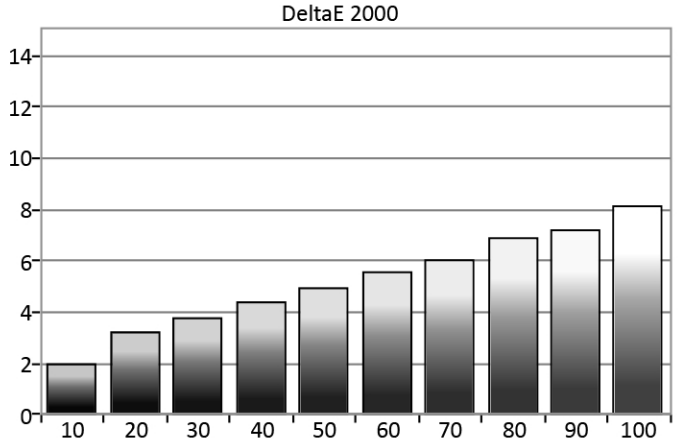

Post-Calibration Grayscale

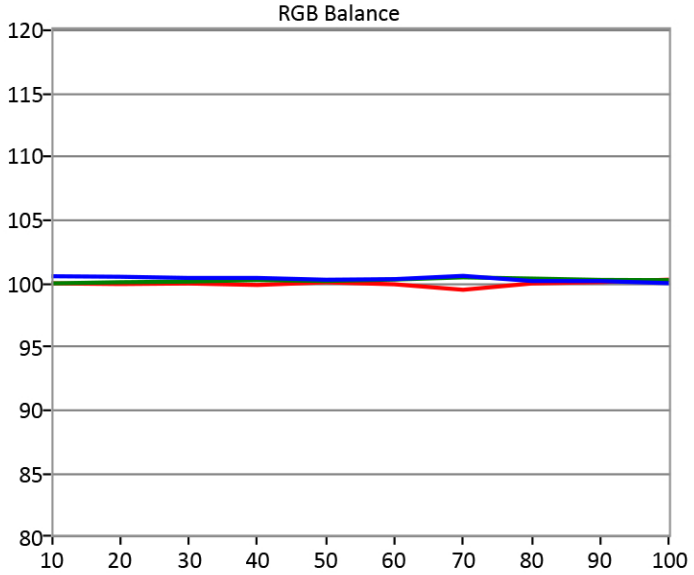

Total Gamma: 2.23

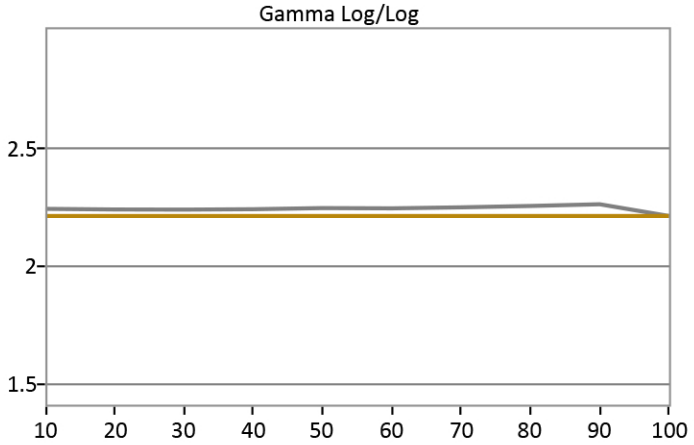

Total dE2000: 0.88

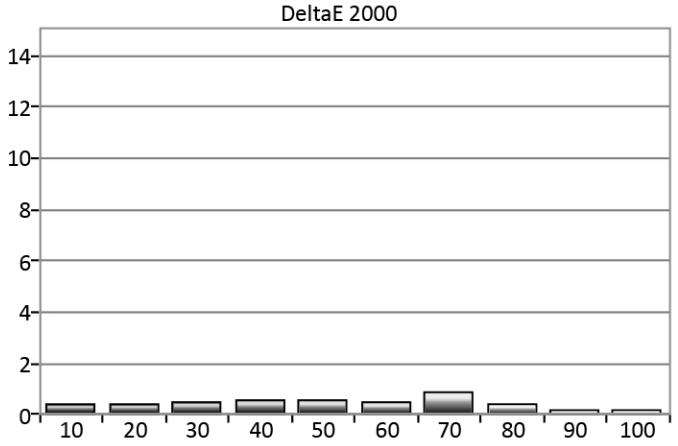

Pre-Calibration Gamut

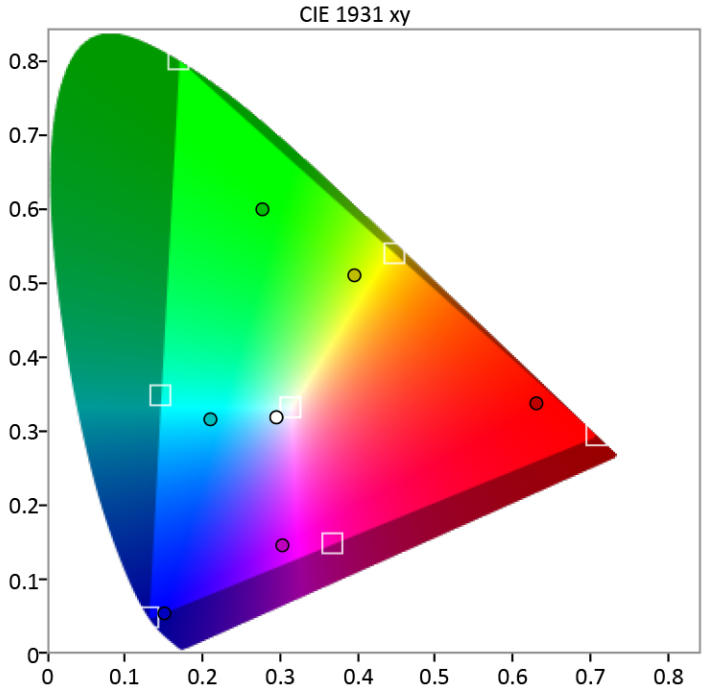

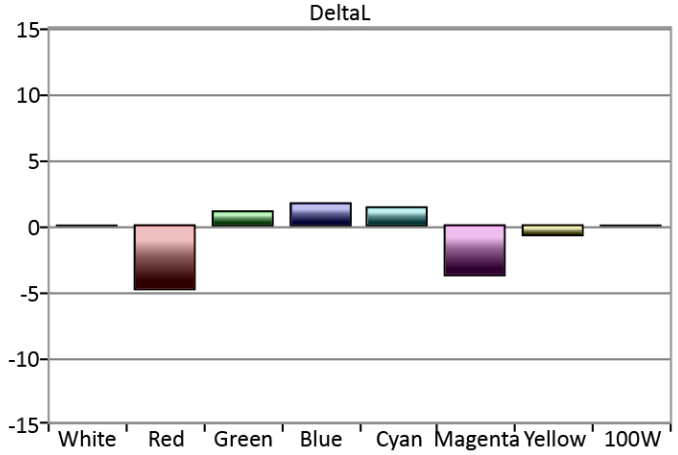

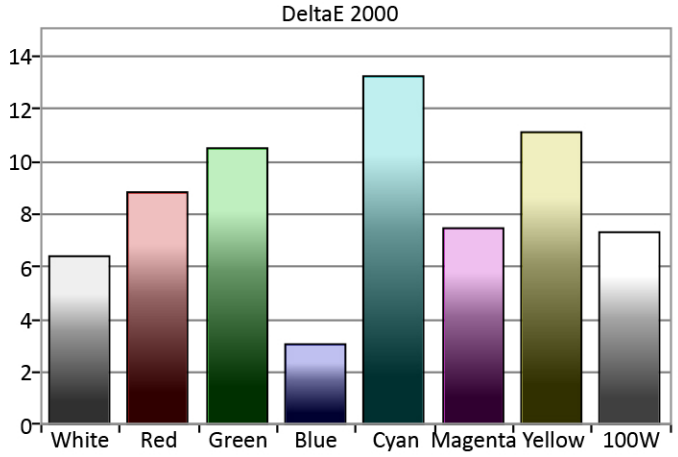

Post-Calibration Gamut

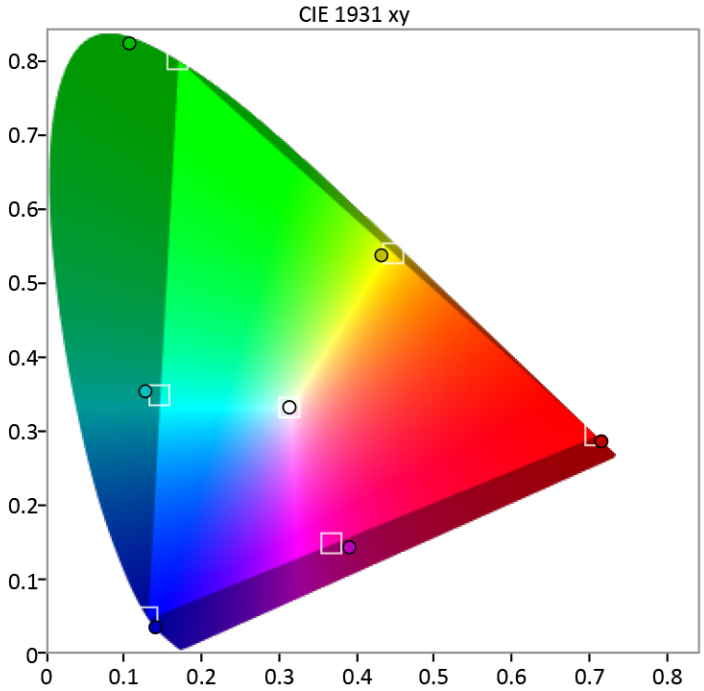

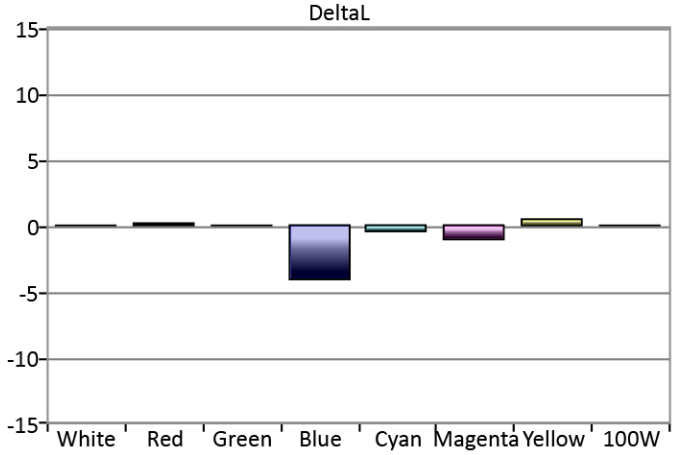

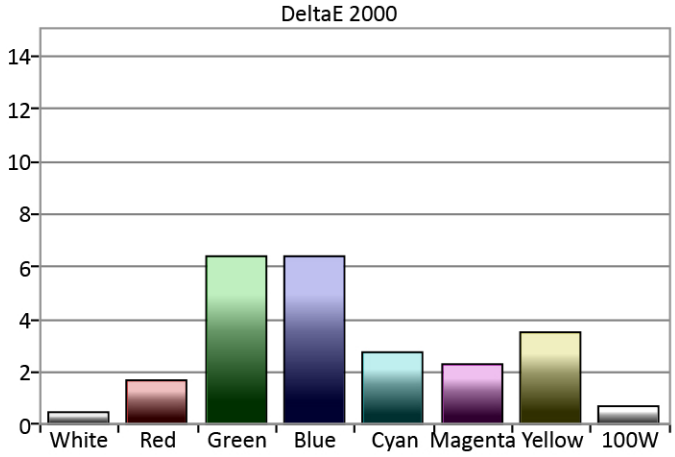

Pre-Calibration Data

	10	20	30	40	50	60	70	80	90	100
x: CIE31	0.286	0.292	0.294	0.295	0.296	0.296	0.296	0.295	0.296	0.295
y: CIE31	0.309	0.314	0.317	0.317	0.316	0.318	0.317	0.315	0.317	0.318
Y	0.173	0.835	2.092	4.075	6.809	10.270	14.335	19.246	25.326	31.204
Target x:CIE31	0.313	0.313	0.313	0.313	0.313	0.313	0.313	0.313	0.313	0.313
Target y:CIE31	0.329	0.329	0.329	0.329	0.329	0.329	0.329	0.329	0.329	0.329
Target Y	0.205	0.905	2.176	4.157	6.850	10.142	14.150	19.099	24.867	31.204
CCT	8561.000	8040.000	7788.000	7753.000	7717.000	7680.000	7683.000	7780.000	7691.000	7742.000
ΔE 2000	1.936	3.221	3.747	4.393	4.921	5.562	6.010	6.852	7.143	8.096

	White	Red	Green	Blue	Cyan	Magenta	Yellow	100W
x: CIE31	0.296	0.629	0.277	0.151	0.211	0.304	0.396	0.296
y: CIE31	0.317	0.334	0.596	0.053	0.313	0.143	0.508	0.317
Y	16.833	3.437	11.890	1.144	13.070	4.533	15.452	31.650
Target x:CIE31	0.313	0.708	0.170	0.131	0.147	0.368	0.447	0.313
Target y:CIE31	0.329	0.292	0.797	0.046	0.345	0.147	0.537	0.329
Target Y	16.833	4.422	11.413	0.998	12.411	5.420	15.835	31.650
ΔE 2000	6.365	8.840	10.511	3.026	13.221	7.450	11.122	7.297

Post-Calibration Data

	10	20	30	40	50	60	70	80	90	100
x: CIE31	0.310	0.311	0.312	0.312	0.312	0.312	0.311	0.312	0.313	0.313
y: CIE31	0.325	0.328	0.328	0.329	0.329	0.329	0.329	0.329	0.329	0.329
Y	0.744	3.357	8.169	15.707	25.967	38.702	54.175	73.395	95.980	121.059
Target x:CIE31	0.313	0.313	0.313	0.313	0.313	0.313	0.313	0.313	0.313	0.313
Target y:CIE31	0.329	0.329	0.329	0.329	0.329	0.329	0.329	0.329	0.329	0.329
Target Y	0.797	3.510	8.441	16.126	26.575	39.349	54.895	74.096	96.474	121.059
CCT	6678.000	6592.000	6554.000	6559.000	6520.000	6535.000	6579.000	6518.000	6509.000	6491.000
ΔE 2000	0.403	0.435	0.446	0.573	0.528	0.489	0.880	0.440	0.209	0.132

	White	Red	Green	Blue	Cyan	Magenta	Yellow	100W
x: CIE31	0.312	0.716	0.108	0.141	0.128	0.391	0.432	0.312
y: CIE31	0.329	0.283	0.820	0.034	0.351	0.142	0.535	0.330
Y	63.454	16.884	43.162	2.638	46.106	19.529	60.676	120.664
Target x:CIE31	0.313	0.708	0.170	0.131	0.147	0.368	0.447	0.313
Target y:CIE31	0.329	0.292	0.797	0.046	0.345	0.147	0.537	0.329
Target Y	63.454	16.670	43.021	3.763	46.784	20.433	59.691	120.664
ΔE 2000	0.506	1.671	6.369	6.369	2.721	2.276	3.495	0.686